

Scaled data based on original data using
LM-79-08 Approved Method: Electrical and Photometric Measurements of Solid-
State Lighting Products

Test Report Prepared for
Cooper Lighting Solutions
(formerly Eaton)

Brand: INVUE

Report Number: P675535

Luminaire Tested: **CCW-SA-1D-730-U-SL3**

Issue Date: 04/25/2023



Test Information

Test Method: LM-79-08
Report Number: P675535
Test Lab: INNOVATION CENTER(G1)
Issue Date: 04/25/2023
Manufacturer: COOPER LIGHTING SOLUTIONS (FORMERLY EATON)
Product Line: INVUE
Catalog Number: CCW-SA-1D-730-U-SL3
Description: INVUE CLEAR CURVE Wall Pack MOUNT LIGHT SQUARE LUMINAIRE @800mA w/
SL3 distribution lens
Light Source: (16) 3000K CCT, 70 CRI LEDS
Ballast/Driver: ELECTRONIC DRIVER

Summary

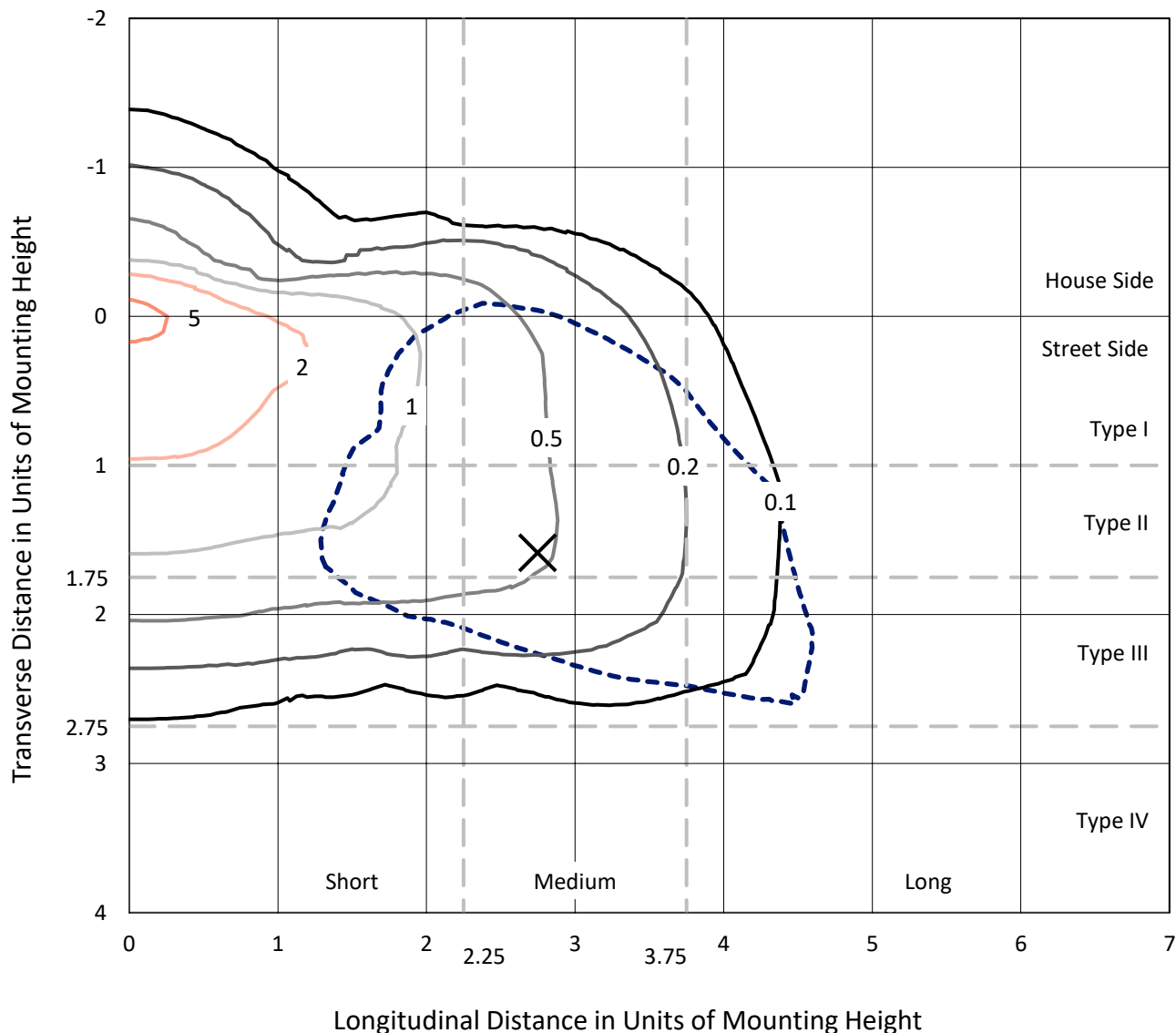
Lumens per Lamp: N/A
Luminaire Lumens: 5021.1 lumens
Efficiency: N/A
Efficacy: 114.1 lumens/watt
Luminous Opening: Rectangular (W 1' x L: 0.5' x H: 0')
IES Classification: Type III - Medium
BUG Rating: B1 - U0 - G2

Input Watts (W): 44
Input Voltage (V): 120
Input Current (Ain): NR
Voltage Rise (V): NR
Power Factor: NR
Total Harmonic Distortion (THDi): NR
Frequency (hertz): 60
Stabilization Time: NR
Operation Time: NR
Ambient Temperature (°C): NR
Test Distance: 25 FT

REPORT NUMBER: P675535
 CATALOG NUMBER: CCW-SA-1D-730-U-SL3

Iso-Footcandle Lines of Horizontal Illumination

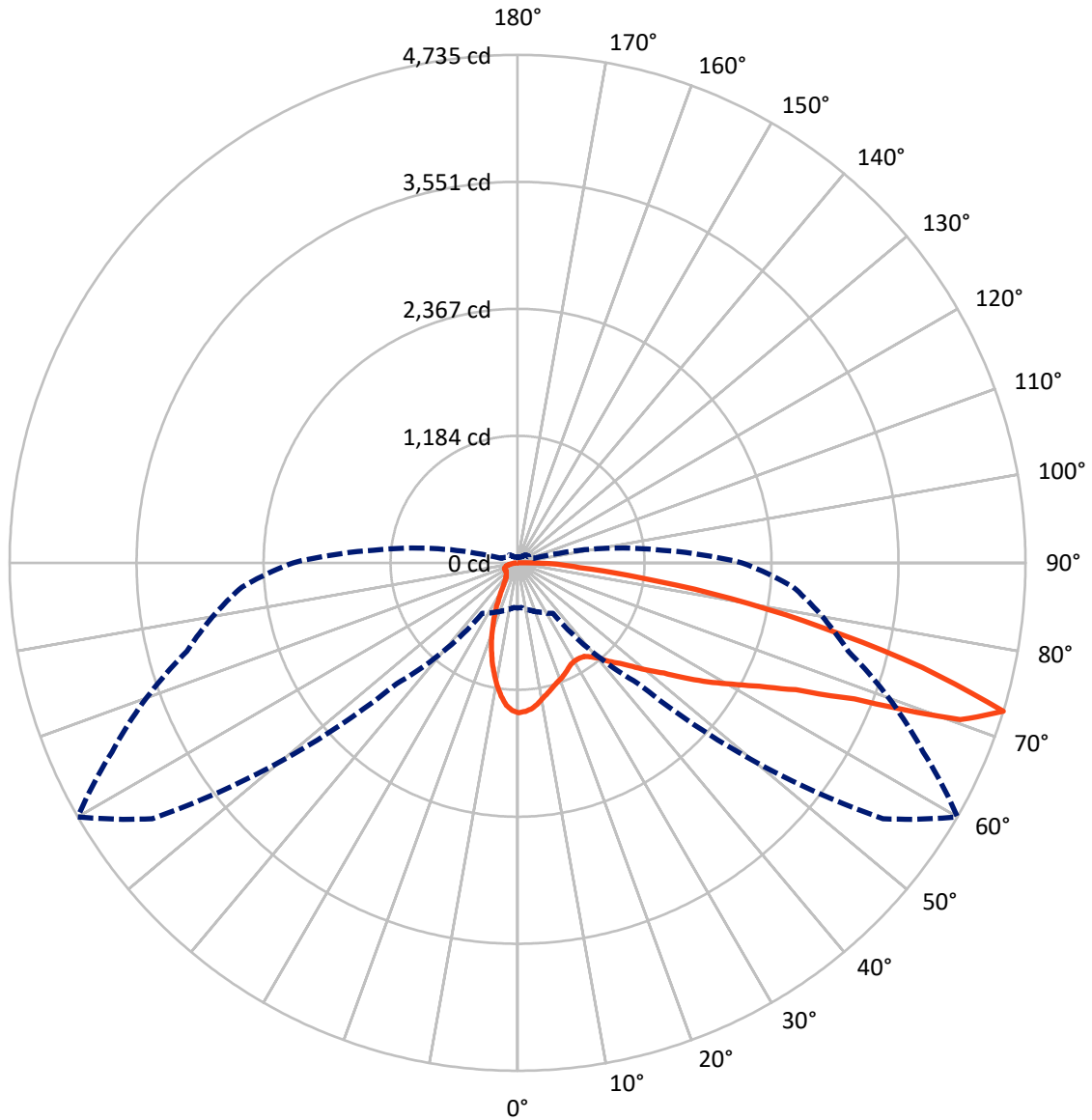
× Max cd
 - - - 1/2 Max cd



Based on 15 foot mounting height. Maximum calculated value = 6.2 fc
 Type III - Medium - N/A

REPORT NUMBER: P675535
CATALOG NUMBER: CCW-SA-1D-730-U-SL3

Luminous Intensity Polar Plot



— Vertical Plane Through 60-Deg Lateral - - - Horizontal Cone Through 72.5-Deg Vertical

REPORT NUMBER: P675535
 CATALOG NUMBER: CCW-SA-1D-730-U-SL3

FLUX DISTRIBUTION:

		Downward	Upward	Total
House Side	Lumens	862.5	0.0	862.5
	% Fixture	17.2	0.0	17.2
Street Side	Lumens	4158.6	0.0	4158.6
	% Fixture	82.8	0.0	82.8
Total	Lumens	5021.1	0.0	5021.1
	% Fixture	100.0	0.0	100.0

Coefficient of Utilization

ZONAL LUMENS:

Zone	Lumens	% Fixture
0°-10°	121.2	2.4
10°-20°	274.8	5.5
20°-30°	351.7	7.0
30°-40°	449.9	9.0
40°-50°	617.1	12.3
50°-60°	892.5	17.8
60°-70°	1224.4	24.4
70°-80°	918.8	18.3
80°-90°	170.8	3.4
90°-100°	0.0	0.0
100°-110°	0.0	0.0
110°-120°	0.0	0.0
120°-130°	0.0	0.0
130°-140°	0.0	0.0
140°-150°	0.0	0.0
150°-160°	0.0	0.0
160°-170°	0.0	0.0
170°-180°	0.0	0.0
0°-90°	5021.1	100.0
0°-180°	5021.1	100.0

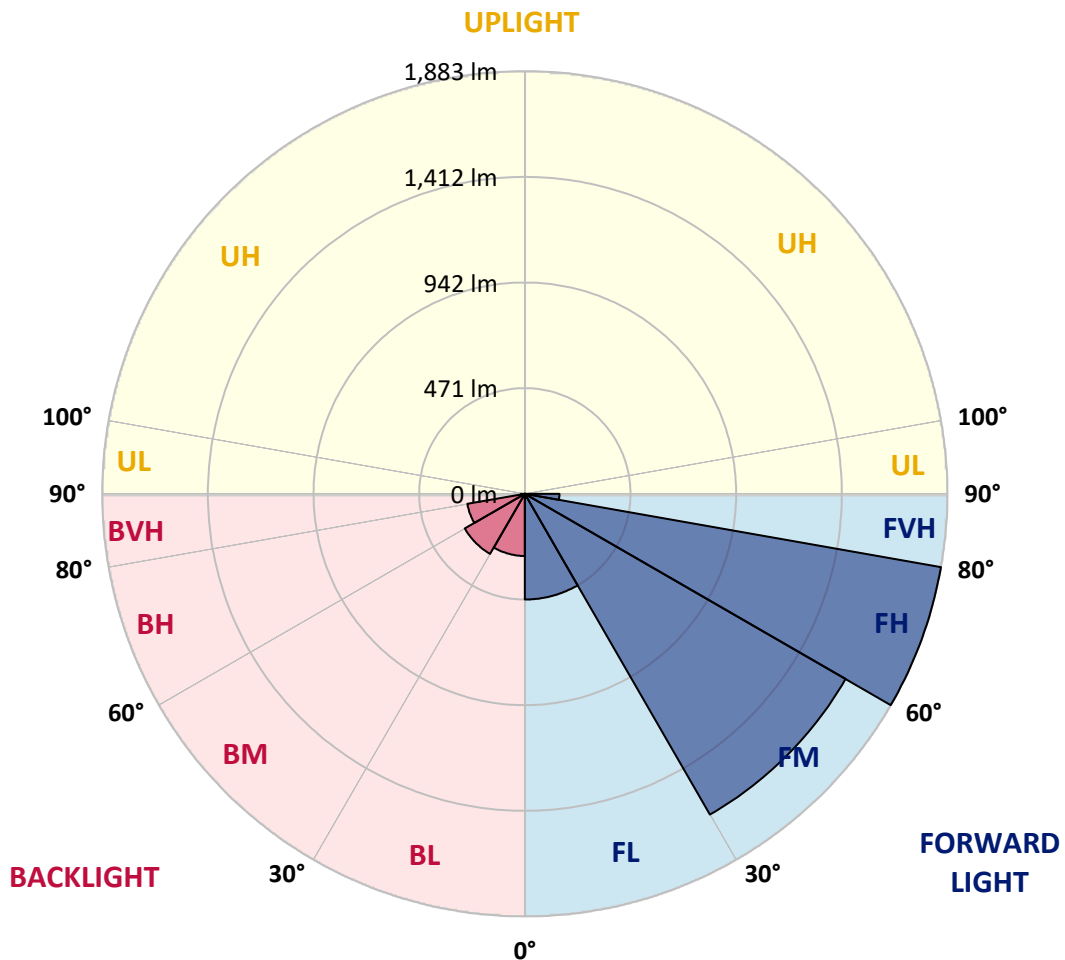


REPORT NUMBER: P675535
 CATALOG NUMBER: CCW-SA-1D-730-U-SL3

LUMINAIRE CLASSIFICATION SYSTEM LUMEN TABLE AND BUG RATING:

Zone	Lumens	% Fixture	Zone Rating/Lumen Limit		
			B	U	G
FL (0°-30°)	470.8	9.4			
FM (30°-60°)	1650.4	32.9			
FH (60°-80°)	1883.2	37.5			G2/5000
FVH (80°-90°)	154.1	3.1			G2/225
BL (0°-30°)	276.9	5.5	B1/500		
BM (30°-60°)	309.1	6.2	B1/1000		
BH (60°-80°)	259.9	5.2	B1/500		G1/500
BVH (80°-90°)	16.6	0.3			G1/100
UL (90°-100°)	0.0	0.0		U0/0	
UH (100°-180°)	0.0	0.0		U0/0	

BUG Rating: B1-U0-G2
 Type III Medium





REPORT NUMBER: P675535

CATALOG NUMBER: CCW-SA-1D-730-U-SL3

CANDELA DISTRIBUTION (FULL):

	0°	5°	15°	25°	35°	45°	55°	60°	65°	75°	85°
0°	1398.1	1398.1	1398.1	1398.1	1398.1	1398.1	1398.1	1398.1	1398.1	1398.1	1398.1
2.5°	1368.2	1381.3	1385.1	1385.1	1396.3	1383.2	1401.9	1386.9	1390.7	1396.3	1392.5
5°	1302.8	1325.2	1312.2	1336.5	1327.1	1343.9	1366.4	1366.4	1360.8	1372.0	1362.6
7.5°	1239.3	1231.8	1254.2	1254.2	1269.2	1291.6	1310.3	1329.0	1330.8	1334.6	1332.7
10°	1153.3	1162.6	1173.8	1188.8	1207.5	1229.9	1269.2	1284.1	1287.9	1310.3	1304.7
12.5°	1082.2	1095.3	1102.8	1132.7	1149.5	1181.3	1226.2	1246.7	1248.6	1280.4	1280.4
15°	1029.9	1037.4	1054.2	1065.4	1102.8	1147.7	1190.7	1209.4	1229.9	1263.6	1254.2
17.5°	994.4	1003.7	1011.2	1026.2	1061.7	1099.1	1166.4	1177.6	1201.9	1250.5	1239.3
20°	973.8	975.7	986.9	996.3	1028.0	1063.6	1123.4	1153.3	1185.1	1228.0	1216.8
22.5°	977.6	970.1	968.2	981.3	986.9	1020.6	1093.5	1125.2	1170.1	1220.6	1201.9
25°	985.1	986.9	983.2	972.0	973.8	1003.7	1052.3	1093.5	1143.9	1218.7	1181.3
27.5°	1003.7	1013.1	998.1	986.9	975.7	986.9	1037.4	1067.3	1123.4	1228.0	1179.4
30°	1022.4	1031.8	1028.0	1011.2	988.8	985.1	1020.6	1057.9	1112.2	1235.5	1179.4
32.5°	1050.5	1063.6	1050.5	1056.1	1029.9	1013.1	1026.2	1059.8	1123.4	1261.7	1181.3
35°	1082.2	1093.5	1097.2	1084.1	1078.5	1046.7	1054.2	1071.0	1134.6	1291.6	1200.0
37.5°	1117.8	1130.8	1142.1	1143.9	1125.2	1106.5	1102.8	1112.2	1162.6	1343.9	1220.6
40°	1142.1	1149.5	1172.0	1190.7	1196.3	1170.1	1168.2	1168.2	1213.1	1390.7	1257.9
42.5°	1183.2	1179.4	1211.2	1244.9	1254.2	1239.3	1243.0	1257.9	1284.1	1458.0	1317.8
45°	1203.7	1200.0	1237.4	1293.5	1336.5	1329.0	1332.7	1338.3	1362.6	1564.5	1418.7
47.5°	1231.8	1235.5	1289.7	1353.3	1398.1	1424.3	1444.9	1443.0	1461.7	1672.9	1530.8
50°	1259.8	1267.3	1332.7	1400.0	1478.5	1523.4	1553.3	1573.8	1592.5	1786.9	1659.8
52.5°	1314.0	1321.5	1394.4	1467.3	1568.2	1633.7	1708.4	1706.5	1708.4	1900.9	1788.8
55°	1392.5	1394.4	1437.4	1521.5	1658.0	1777.6	1880.4	1891.6	1859.8	2043.0	1936.5
57.5°	1482.2	1489.7	1527.1	1590.7	1729.0	1915.9	2072.9	2095.3	2009.4	2158.9	2071.0
60°	1566.4	1572.0	1629.9	1702.8	1852.3	2089.7	2267.3	2293.5	2200.0	2300.9	2211.2
62.5°	1471.0	1499.1	1601.9	1768.2	2069.2	2353.3	2514.0	2530.9	2385.1	2444.9	2360.8
65°	1177.6	1196.3	1343.9	1613.1	2084.1	2831.8	2895.3	2850.5	2639.3	2629.9	2586.9
67.5°	656.1	671.0	772.0	1054.2	1755.1	3011.2	3715.9	3386.9	3033.7	2908.4	2893.5
70°	517.8	521.5	534.6	592.5	973.8	2654.2	4362.6	4377.6	3678.5	3291.6	2958.9
72.5°	420.6	418.7	457.9	508.4	575.7	1592.5	4158.9	4734.6	4172.0	3190.7	2577.6
75°	321.5	327.1	377.6	450.5	527.1	749.5	3102.8	3895.3	3908.4	2973.8	2173.8
77.5°	244.9	246.7	302.8	398.1	515.9	529.0	2024.3	2902.8	2915.9	2302.8	1198.1
80°	183.2	183.2	229.9	336.5	502.8	487.9	1246.7	2013.1	1822.4	809.3	261.7
82.5°	104.7	112.2	153.3	256.1	456.1	469.2	702.8	1153.3	770.1	220.6	121.5
85°	56.1	57.9	93.5	172.0	375.7	448.6	536.5	573.8	306.5	117.8	56.1
87.5°	20.6	20.6	43.0	87.9	237.4	332.7	426.2	366.4	175.7	54.2	28.0
90°	0.0	0.0	0.0	0.0	0.0	0.0	0.0	0.0	0.0	0.0	0.0



REPORT NUMBER: P675535
 CATALOG NUMBER: CCW-SA-1D-730-U-SL3

CANDELA DISTRIBUTION (continued):

	90°	95°	105°	115°	125°	135°	145°	155°	165°	175°	180°
0°	1398.1	1398.1	1398.1	1398.1	1398.1	1398.1	1398.1	1398.1	1398.1	1398.1	1398.1
2.5°	1396.3	1388.8	1383.2	1388.8	1368.2	1358.9	1370.1	1364.5	1353.3	1347.7	1343.9
5°	1368.2	1358.9	1349.5	1343.9	1321.5	1299.1	1287.9	1265.4	1246.7	1252.3	1241.1
7.5°	1338.3	1329.0	1300.9	1274.8	1229.9	1185.1	1164.5	1132.7	1121.5	1112.2	1106.5
10°	1300.9	1284.1	1241.1	1188.8	1123.4	1072.9	1020.6	983.2	943.9	927.1	932.7
12.5°	1254.2	1244.9	1177.6	1097.2	1005.6	921.5	859.8	800.0	747.7	719.6	712.2
15°	1233.7	1205.6	1108.4	1001.9	886.0	781.3	689.7	585.0	523.4	493.5	493.5
17.5°	1211.2	1158.9	1043.0	897.2	764.5	629.9	500.9	405.6	357.0	340.2	340.2
20°	1175.7	1117.8	966.4	798.1	637.4	474.8	358.9	306.5	291.6	280.4	282.2
22.5°	1149.5	1078.5	895.3	700.9	504.7	353.3	282.2	265.4	259.8	256.1	257.9
25°	1119.6	1031.8	820.6	596.3	396.3	278.5	244.9	237.4	241.1	243.0	243.0
27.5°	1095.3	992.5	743.9	484.1	299.1	235.5	220.6	218.7	226.2	229.9	231.8
30°	1078.5	957.0	669.2	381.3	239.3	209.3	201.9	201.9	211.2	215.0	216.8
32.5°	1061.7	927.1	588.8	291.6	203.7	186.9	185.0	186.9	192.5	192.5	194.4
35°	1067.3	899.1	512.2	235.5	183.2	172.0	172.0	172.0	173.8	175.7	175.7
37.5°	1078.5	891.6	429.9	198.1	168.2	160.7	160.7	158.9	160.7	158.9	160.7
40°	1089.7	880.4	355.1	175.7	158.9	153.3	151.4	147.7	145.8	145.8	147.7
42.5°	1136.5	895.3	291.6	160.7	151.4	147.7	142.1	138.3	136.4	136.4	136.4
45°	1196.3	923.4	241.1	153.3	145.8	136.4	132.7	130.8	127.1	129.0	130.8
47.5°	1286.0	966.4	211.2	147.7	140.2	129.0	125.2	121.5	121.5	125.2	125.2
50°	1403.7	1037.4	192.5	142.1	134.6	123.4	117.8	115.9	115.9	121.5	121.5
52.5°	1530.8	1119.6	185.0	140.2	129.0	117.8	112.2	110.3	110.3	117.8	117.8
55°	1658.0	1220.6	190.7	140.2	125.2	112.2	106.5	102.8	104.7	110.3	110.3
57.5°	1798.1	1329.0	218.7	140.2	121.5	110.3	102.8	97.2	99.1	100.9	100.9
60°	1951.4	1471.0	267.3	140.2	119.6	106.5	97.2	89.7	89.7	91.6	91.6
62.5°	2106.6	1611.2	336.5	142.1	121.5	104.7	89.7	82.2	80.4	82.2	82.2
65°	2310.3	1835.5	405.6	142.1	127.1	100.9	84.1	74.8	72.9	72.9	74.8
67.5°	2596.3	1996.3	314.0	136.4	130.8	100.9	78.5	69.2	65.4	65.4	65.4
70°	2444.9	1684.1	200.0	127.1	125.2	104.7	74.8	63.6	59.8	57.9	57.9
72.5°	2093.5	1347.7	160.7	119.6	115.9	102.8	71.0	59.8	54.2	52.3	52.3
75°	1678.5	1063.6	140.2	108.4	100.9	86.0	65.4	54.2	50.5	46.7	46.7
77.5°	822.4	444.9	106.5	95.3	86.0	65.4	57.9	50.5	44.9	41.1	41.1
80°	205.6	155.1	78.5	74.8	63.6	50.5	46.7	43.0	39.3	35.5	35.5
82.5°	110.3	91.6	56.1	50.5	43.0	35.5	35.5	33.6	31.8	28.0	26.2
85°	56.1	54.2	37.4	33.6	28.0	22.4	24.3	24.3	22.4	16.8	16.8
87.5°	29.9	29.9	18.7	15.0	13.1	11.2	11.2	11.2	9.3	7.5	7.5
90°	0.0	0.0	0.0	0.0	0.0	0.0	0.0	0.0	0.0	0.0	0.0

(END OF REPORT)